

1st Term, 2017-2018 / BUS-2107-1/CCC-8012-2.201805 (CRN:3,34)

Turn editing on

 Announcements

30 May - 5 June

6 June - 12 June

13 June - 19 June

Search forums

Go

[Advanced search](#)

Latest announcements


[Add a new topic...](#)
(No announcements have been posted yet.)

Step 1



Click **'turn editing on'** (top right).

  Announcements 

Edit ▾



 Edit section

 Add an activity or resource

 30 May - 5 June 

Edit ▾

 Add an activity or resource

 6 June - 12 June 



Edit ▾

Search forums   ▾

Go

[Advanced search](#)

Latest announcements

  ▾
[Add a new topic...](#)
(No announcements have been posted yet.)

Step 2

Note: You will see a number of icons –hover your mouse pointer over an icon to see what a particular icon is for. You will see **'Add an activity or resource'**.

Add an activity or resource ×

- OU blog
- OU wiki
- Questionnaire
- Quiz
- Scheduler
- SCORM package
- Survey
- Turnitin Assignment 2
- Wiki
- Workshop
- Zoom meeting

Creates a Turnitin Moodle Direct assignment which links an activity in Moodle to an assignment / assignments on Turnitin. Once linked, the activity allows instructors to assess and provide feedback for student's written work using the assessment tools available within Turnitin's Document Viewer.

Step 3

Choose '**Turnitin Assignment 2**' and click '**Add**'.

Adding a new Turnitin Assignment 2 ⓘ

[Expand all](#)

General

Turnitin Assignment Name

Summary

Display description on course page ⓘ

Step 4

Enter a "**Turnitin Assignment name**" and a "**Summary**".

Step 5

Set the “**Display Originality Reports to Student**”.

Students are allowed to view their originality reports generated by Turnitin.

Step 6

Choose “**Report Generation Speed**” to set whether or not students can or cannot resubmit the assignment before the due date.

Choose “Yes” to exclude a check for bibliography and quoted material.

Step 7

Press ‘**Save and display**’.

Submission Type ? ? Any Submission Type ▾

Number of Parts ? 1 ▾

Maximum File Size ? Site upload limit (100MB) ▾

Allow submission of any file type? ? No ▾

Display Originality Reports to Students ? **Yes** ▾

Grade Display ? Show grades as Percentage (e.g. 89%) ▾

Auto Refresh Grades / Scores ? Yes, automatically refresh originality scores and grades ▾

Set these values as assignment defaults ?

Originality Report Options

Allow Submissions after the Due Date ? Yes ▾

Report Generation Speed ? **Generate reports immediately (students cannot resubmit)** ▾

Store Student Papers ? Standard Repository ▾

Note: If you do not select "Yes" for at least one of the "Check against..." options below then an Originality report will NOT be generated.

Check against stored student papers ? Yes ▾

Check against internet ? Yes ▾

Check against journals, periodicals and publications ? Yes ▾

Exclude Bibliography ? **Yes** ▾

Exclude Quoted Material ? **Yes** ▾

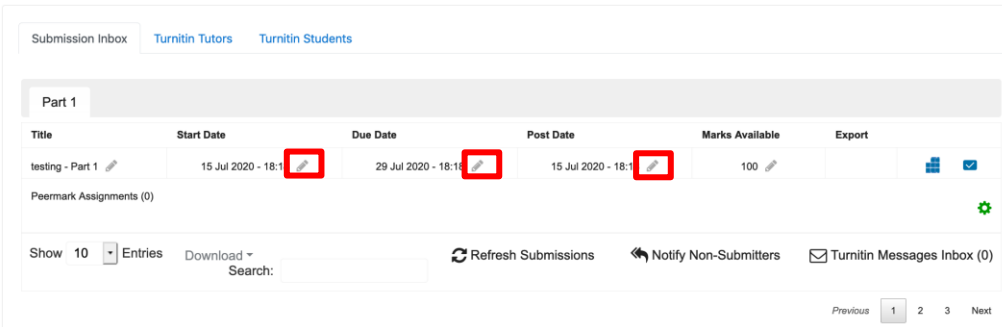
Exclude Small Matches ? Words ▾

Tags

Competencies








Save and return to course **Save and display** Cancel


There are required fields in this form marked !.







Submission Inbox Turnitin Tutors Turnitin Students

Part 1

Title	Start Date	Due Date	Post Date	Marks Available	Export
testing - Part 1 	15 Jul 2020 - 18:18:00 	29 Jul 2020 - 18:18:00 	15 Jul 2020 - 18:18:00 	100 	 

Peermark Assignments (0) 

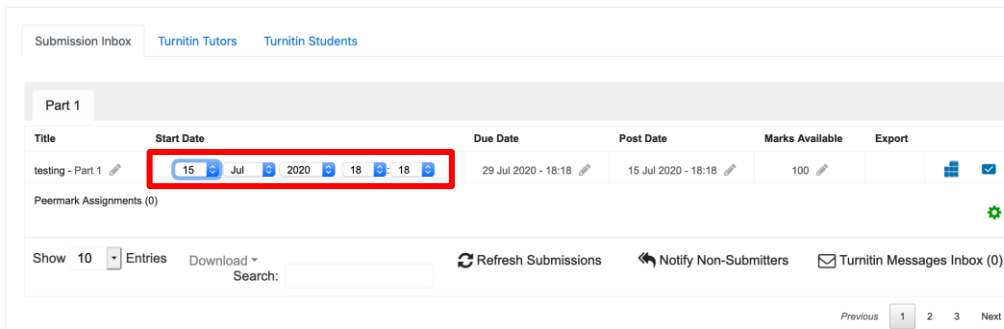
Show 10 Entries Download  Search:

 Refresh Submissions  Notify Non-Submitters  Turnitin Messages Inbox (0)

Previous 1 2 3 Next







Step 8


Click the pencil icon to edit start date, due date and post date.







Submission Inbox Turnitin Tutors Turnitin Students

Part 1

Title	Start Date	Due Date	Post Date	Marks Available	Export
testing - Part 1 	<div style="border: 2px solid red; padding: 2px;">15 Jul 2020 18:18</div>	29 Jul 2020 - 18:18 	15 Jul 2020 - 18:18 	100 	 

Peermark Assignments (0) 

Show 10 Entries Download  Search:

 Refresh Submissions  Notify Non-Submitters  Turnitin Messages Inbox (0)

Previous 1 2 3 Next

Step 9

Once the dates have been changed, click the sides. It will update itself.

Note: The "**Post Date**" refers to when students can see their grades and comments.