

Submitting a Turnitin assignment

Step 1

Login to Moodle (<http://lms.ln.edu.hk>).

Step 2

Choose the course in which you would like to submit a Turnitin assignment.

Step 3

Click the assignment created by your teacher.

13 July – 19 July

 testing

 Assignment Test

 Test B

 Test File


 Test

 testing

 Essay on the Great War

Step 4

Click “*Submit Paper*”.

Submitted	Grade	
--	--	Submit Paper 

Submitting a Turnitin assignment

Step 5


Input a '**Submission Title**' and '**File to Submit**'. Then click '**Add Submission**'.

Submit Paper

Submission Title ! ?

File to Submit ? Maximum file size: 2MB, maximum number of files: 1

Files



You can drag and drop files here to add them.

Add Submission

There are required fields in this form marked !.


Step 6

Wait a few minutes and then press the '**Refresh Submissions**' button to update the similarity index.

(*Note:* the similarity index will not be shown if your teacher hasn't enabled the feature)

Separate groups: All participants

My Submissions

Part 1				
Title	Start Date	Due Date	Post Date	Marks Available
Essay on World War I - Part 1	14 Jul 2020 - 15:01	21 Jul 2020 - 15:01	21 Jul 2020 - 15:01	100
Refresh Submissions				
Submission Title	Turnitin Paper ID	Submitted	Grade	
View Digital Receipt The Great War	1357327700	14/07/20, 15:02	--	 --

Submitting a Turnitin assignment

Step 7

Click the similarity index to view the detailed analysis of your assignment.

Separate groups Testing B

Submission Inbox Turnitin Tutors Turnitin Students

Part 1

Title	Start Date	Due Date	Post Date	Marks Available	Export
Essay on the Great War Part 1	14 Jul 2020 - 14:39	21 Jul 2020 - 14:39	21 Jul 2020 - 14:39	100	

Peermark Assignments (0)

Show 10 Entries Download Refresh Submissions Turnitin Messages Inbox (0)

Search:

Previous 1 Next

SHOWING 1 TO 1 OF 1 ENTRIES.

First Name / Last Name	Submission Title	Turnitin Paper ID	Submitted	Similarity	Grade
<input type="checkbox"/>	Test test	1357324972	14/07/20, 14:53	Pending	-/100

Previous 1 Next

Step 8

You can find the matching sources in the Turnitin document viewer by selecting the file.

feedback studio Student Group A assignment 2

Page: 1 of 1 | Word Count: 337 | Text-only Rep... | Turnitin Clas... | High Resoluti... On