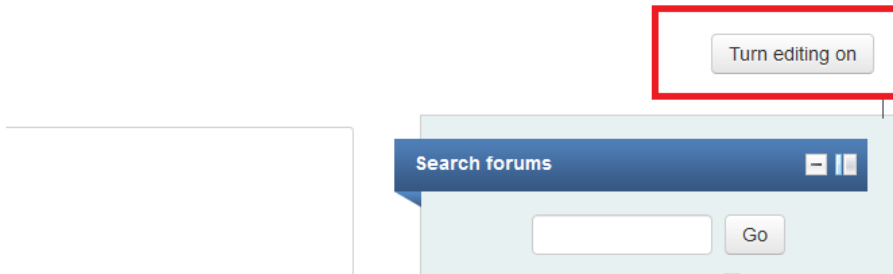
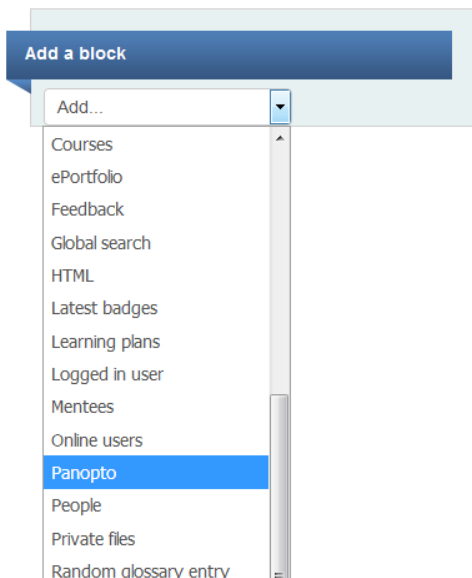


## Steps to create a Panopto video assignment on Moodle

- 1) Log in Moodle and access the course that you would like to create the video assignment
- 2) Click on “ Turn editing on” icon



- 3) In the bottom left corner, “Add a block” is shown. Select “Panopto” item



- 4) Choose “Provision courses” under the Panopto block
- 5) The following message will be shown. Click on “Back to the course”

### Provision Courses

Dashboard > Panopto > Provision Courses

#### Course Name

Geotechnical 5020 2014.09.11.07 (CRM: 10000). Geotechnical testing course for Moodle 3.1.0

#### No Users synced with folder yet

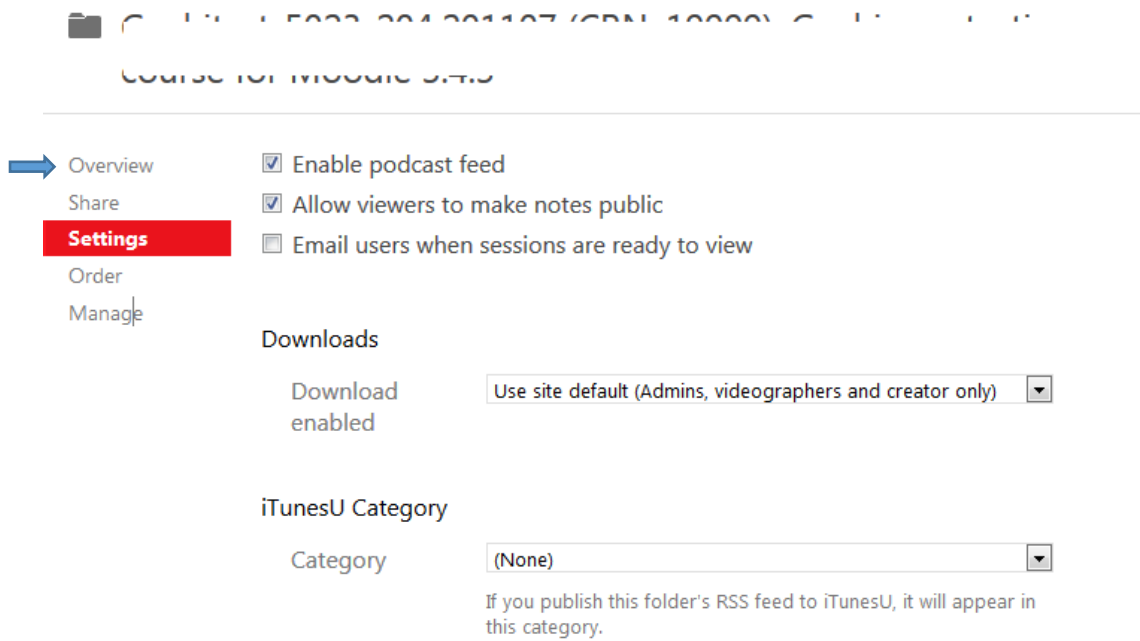
With new API all users enrolled in this course will be synced with Panopto when they attempt to :

#### Result

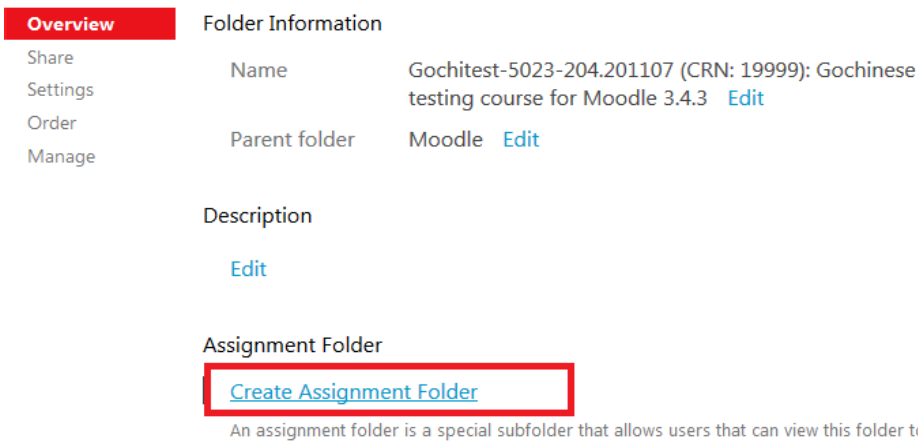
Successfully provisioned course with Id: 74c72458-1203-48ec-a329-aa77005bff0b


- 6) Click on “Course Settings” on the Panopto block

7) The following Panopto page will be shown. Select “Overview” item

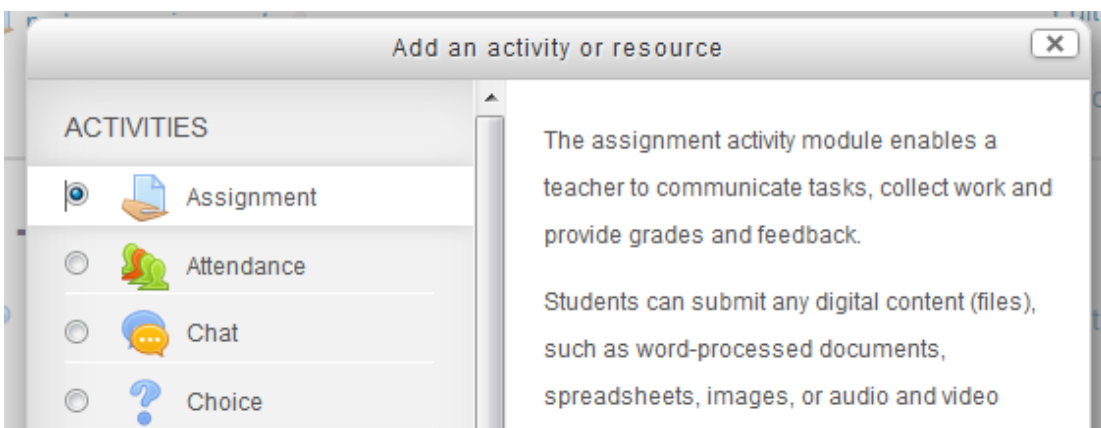


8) The following page will be shown. Click on “Create Assignment Folder”.



9) Close the Panopto page using  on the top right hand corner

10) Go back to the Moodle Course page, and click on “Add an activity or resource” and select “Assignment”



11) Set “ Due date, Cut-off date” on the assignment setting

12) Select “Online text” on the submissions types item

▼ Submission types


**Submission types**  Mahara portfolio  File submissions  Online text

**Site** LU Mahara

**Lock submitted pages** Yes, keep locked

**Maximum number of uploaded files** 1

13) Save changes, and the video assignment is created.

14) To listen to the audio files submitted by students, click the audio files under “Online text” column.  
(If you don't see the “Online text” column, click  between “Submission comments” and “Last modified”)


Lingnan University 嶺南大學

Panopto testing

Dashboard > My courses > Panopto-PAP-20.201101 > 22 June - 28 June > Audio file for LUE1001 assessment > Grading

### Audio file for LUE1001 assessment

Grading action: Choose...

Select	Surname / First name	Status	Grade	Edit	Last modified (submission)	Submission comments	Online text	Last modified (grade)	Annotate PDF	Final grade
<input type="checkbox"/>	One Student	No submission	Grade	Edit	-	-	-	-	-	-
<input type="checkbox"/>	Two Student	Submitted for grading	Grade	Edit	Wednesday, 26 June 2019, 2:39 PM	Comments (0)		-	-	-

With selected... Lock submissions Go

Options

Assignments per page: 50

Filter: No filter

Quick grading:

Show only active enrolments:

Download submissions in folders:

